

STEADY AS SHE GOES SESSION SETS  
CULTURE VANNIN

Set 1

Car ny Ferrishyn

4' 4' 6' 4' 4' 6' 3' 4' 5' 6' 0 6' 5' 4' 4' 6' 3' 4' 5' 6'

1. A D 2. A D

0 2 1 0 6' 6' 0 2 1 0 6' 5' 4' 3'

Bm Em A D G

2' 2' 4' 1' 1' 2' 3' 3' 5' 2' 2' 3' 4' 4' 6' 3' 4' 5' 6'

1. A D 2. A D

0 6' 5' 4' 6' 5' 4' 3' 0 2 1 0 6' 6'

Car Juan Nan

2 6' 2 3 4 6 4 2 1 3 1 6' 0 2 1 0

1. G A D 2. G A D

6' 2 3 4 6 4 2 1 6' 0 5' 6' 2 1 6' 0 5' 6' 5'

D G A D G A

4' 4' 5' 4' 3' 2' 3' 4' 5' 6' 0 6' 5' 4' 4' 5' 4' 3' 2' 4' 5' 6' 0 1 2 1 0

D G A D G A D

6' 2 3 4 6 4 2 1 3 1 6' 0 2 1 0 6' 2 3 4 6 4 2 1 6' 0 5' 6'

# Set 2

## Illiam y Thalhear

Am C D Em Am C D Em

2 1/2 6' 5' 5' 4' 6' 5' 2 2 1/2 6' 5' 5' 4' 6' 5'

Am G Am Em Am G Am

1/2 1/2 1 2 2 3 2 2 5 2 1 3 2

## Flutter Dance

Am G Em

1/2 2 2 5' 1/2 2 2 1 1/2 6' 6' 1/2 1 1 2 3 1 5

Am G Am

1/2 2 2 5' 1/2 2 2 1 1/2 6' 1 2 3 2 2

G

1/2 5' 5' 4' 3' 2' 5' 5' 4' 3' 2' 5' 5' 6' 1/2 5' 1 5'

Am Em Am

1/2 5' 5' 4' 3' 2' 5' 5' 4' 3' 2' 5' 6' 1/2 1 2

When this tune is used for dancing there are no repeats of the A and B sections. In sessions, you have to listen out to the person who starts the tune to see if the sections will be repeated or not! Flutter Dance also works well as a jig - it's easy enough to work out how to put it into 6/8 with a few passing notes.

# Set 3

## Eunyssagh Vona

6 3 3 2 1 2 3 2 2 1 1/2 1 2

3 3 1 6' 1 3 4 2 6 4 2 6

3 3 2 1 2 3 2 2 1 1/2 1 2

1 6' 1 3 2 1/2 2 4 3 3 3 1 1/2

6' 6' 1/2 1 1/2 6' 1/2 1/2 1 2 1 1/2

1 1 2 3 2 1 2 3 4 5 6 5 4 6

1 1 2 3 2 1 1/2 1/2 1 2 1 1/2

1 2 3 1 2 3 4 2 3 3

# Step Dance

**Staff 1:** G, Em, C, G, G  
 6 3 1 2 3 2 1 5 5 6 3 3 2 1 1/2 6' 1 1 6'

**Staff 2:** C, Bm, Am, D, G, Em, G  
 5' 4' 3' 5' 6' 1 1/2 1 2 3 2 1 6 3 1 2 3 2 1 3 3

*The Tiger can be attached to Step Dance if you play an introduction, otherwise it stands alone.*

# The Tiger

**Staff 1:** D, G, A, D  
 2 6' 6' 6' 4 3 2 2 4 6 6 6 6 5' 4' 6' 4' 3' 2' 3' 4'

**Staff 2:** A, D, Em  
 5' 6' 0 1 2 5' 4' 6' 4' 3' 2' 3' 4' 5' 6' 0 1

**Staff 3:** A, D, G, A, D  
 2 2 6' 6' 6' 4 3 2 2 4 6 6 6 6 6

# Set 4

## Peter O' Tavy

3 3 3 3 3 2 6 2 2 4 6 2 4 6 6 5 4 3 6

3 3 3 3 3 2 6 2 2 4 6 6 5 4 3 3

3' 6' 3' 6' 3' 4' 5' 6' 5' 5' 6' 1/2 1 6' 1/2 1 2

3' 6' 3' 6' 3' 4' 5' 6' 6' 1/2 1 2 3 4 3 3

## Gyn Ennym

6 3 3 3 1 6' 6' 5' 6' 1 3 2 2 2 3 2 1 2 3 5 6

3 3 3 1 6' 6' 5' 6' 1 3 2 1 1/2 2 3 2 3

6' 5' 5' 5' 6' 5' 4' 3' 5' 6' 1 1 2 3 1 2 3 5 6

3 3 3 1 6' 6' 5' 6' 1 3 2 1 1/2 2 3 2 3

# Hie mee stiagh

1 1/2 6' 3 1 1/2 6' 3 1 1/2 6' 1 3 1 6'

1 1/2 6' 3 1 1/2 1 2 1/2 1 3 2 3 4 3 3

3' 3 1 1/2 1 2 3' 3 1 6'

3' 3 1 1/2 1 2 1/2 1 3 2 3 4 3 3

This is also known as The Cutting of the Turf after a dance created by Philip Leighton Stowell. The original song entitled 'Hie mee stiagh' is x-rated!

# Set 5

## Smuggler's Lullaby

**Staff 1:** Chords: D, A7, D, D, A. Fingering: 6 5 4 3 2 2 3 3 4 6 6 5 4 3 2 2 6' 2.

**Staff 2:** Chords: D, A7, D, D, A, D. Fingering: 6 5 4 3 2 2 3 3 4 6 6 5 4 3 2 6 5 6.

**Staff 3:** Chords: D, A, D, D, A, D. Fingering: 6' 4 5 5 4 6 5 4 3 2 6 5 6.

## Chanter's Tune

Irish Trad.

**Staff 1:** Chords: Dm, Am. Fingering: 6 6 2 3 5 6 6 1/2 1 1/2 6' 2 2 3 5 1/2 1 1/2 2 3 5.

**Staff 2:** Chords: Dm, Am, Dm. Fingering: 6 6 2 3 5 6 6 1/2 1 1/2 6' 2 2 3 5 6 6.

**Staff 3:** Chords: Am, Dm, Am. Fingering: 2 1 1/2 1 1/2 2 3 2 1 1/2 1 1/2 6' 2 2 3 5 1/2 1 1/2 2 3 5.

**Staff 4:** Chords: Dm, Am, Dm. Fingering: 6 6 2 3 5 6 6 1/2 1 1/2 6' 2 2 3 5 6 6.

# Chanter's Jig

arr. The Mollag Band

Musical score for Chanter's Jig in 6/8 time. The score consists of four staves of music. Each staff includes chord markings (Dm, Am, Dm) and fingerings (e.g., 6 6 2 3 5, 6 6 1/2 1 1/2 6', 2 2 3 5, 1/2 1 1/2 2 3 5). The music is written in treble clef and includes repeat signs at the end of the second and fourth staves.

## Set 6

# Arrane ny Guilley-Hesheree

Musical score for Arrane ny Guilley-Hesheree in 6/8 time. The score consists of four staves of music. Each staff includes chord markings (Bm, A, G, F#m) and fingerings (e.g., 0 6' 4' 6' 0 5' 0 1 2 1 0, 1 2 4 0, 6' 4' 6' 0 5' 0 1 0 6' 5' 4' 0, 6' 4' 6' 0 5' 0 1 2 1 0 1 2 4 2, 1 6' 0 1 2 1 0 6' 1 0 2 1). The music is written in treble clef with a key signature of one sharp (F#) and includes repeat signs at the end of the second and fourth staves.



# Jenny is all the Go

**Bm** **F#m** **A** **Em** **A**  
 4' 4' 4' 4' 5' 4' 5' 0 2 5' 5' 5' 0  
**Bm** **G** **Bm** **F#m**  
 1 0 6' 5' 4' 1 0 6' 5' 4' 1' 2' 3' 4' 5'  
**A.** **Bm** **G** **F#m** **Bm**  
 2' 0 6' 5' 6' 0 1 0 6' 5' 4' 4' 5' 0 1

# Creg Willy Syl

**D** **G**  
 2 2 2 4 2 1 2 4 1 1 1 2 1 0 6' 0 1  
**D** **Bm** **1. A** **2. A D**  
 2 2 2 4 2 1 2 4 4' 5' 6' 1 2 1 0 4 2 1 0 6'  
**D** **A** **G**  
 4' 4' 4' 6' 4' 3' 4' 6' 2' 4' 5' 6' 1 0 1 2  
**D** **A** **G** **D**  
 4' 4' 4' 6' 4' 3' 4' 6' 2' 4' 5' 6' 1 0 6'

# Set 7

# Arrane ny Niece

**Staff 1:** G D Am  
 1 1 6' 1 2 3 1 1 6' 1 2 3 2 2 1 2 3 2 2 1 2 3

**Staff 2:** G D G  
 1 1 6' 1 2 3 1 1 6' 1 2 3 2 2 1 2 5 3

**Staff 3:** C G Am  
 5' 6' 5' 1 2 3 5 2 2 2 3 5 2 2

**Staff 4:** C G Csus<sup>2</sup> G  
 5' 6' 5' 1 2 3 6 3 3 3 4 6 3 3

## Arrane ny Niece - swing version (Mactullagh Vannin)

**Staff 1:** G D  
 1 2 6' 1 2 3 2 1 2 6' 1 2 3 1

**Staff 2:**  
 2 1 1 1/2 1 1 2 1 2 3 2

**Staff 3:** G D  
 1 2 6' 1 2 3 2 1 2 6' 1 2 3 1

**Staff 4:** D G  
 2 2 1 2 3 5 3 3 4 3 2 3 1 0 6'

C G  
 5' 6' 5' 1 2 3  
 Am  
 5 2 2 3 2 2 3 5 2 2 3 2 1 0 6'  
 C G Csus2  
 5' 6' 5' 1 2 3 6 3 3 4  
 G  
 3 3 4 6 3 3 4 3 1 0 6' 3

## Cum yn Shenn Oanrey Cheh

G D/F# Bm F C  
 6 6 3 3 3 4 3 2 1 1/2 6' 5' 4 1/2 5' 6' 6' 1/2 2 2 3 5 5 6  
 G D/F# F D G  
 6 3 3 3 4 3 2 1 1/2 6' 5' 4 1/2 5' 6' 1/2 2 4 3 3  
 G Dm C  
 3' 3' 6' 3' 3' 6' 3' 3' 4' 3' 1 1/2' 2 3 4 1/2' 6' 6' 6' 1/2 6' 1/2 1 1/2' 2 3  
 G F D G  
 3' 6' 3' 3' 6' 3' 3' 4' 3' 1 1/2' 2 3 4 1/2' 6' 6' 1/2 2 4 3 3

# Set 8

# Arrane Sooree

1 2 3 3 4 5 2 4 6 5 4 3 5 5 5 5 4

3 2 1 0 6' 0 1 2 1 1 6' 0 1 5 4

3 2 1 0 6' 6' 1 0 6' 5' 5' 6' 0 1 1 2

3 3 4 5 2 4 6 5 4 3 5 5 5

# Ta Dick Veg er Yannoo Mie

5 3 3 3 4 5 5 4 3 2 1 1 2 2 3 4 5 6

5 3 3 3 4 5 5 4 3 2 1 6' 0 1 2 3 4 3 4 5

Variation/Counter Melody - often used as B tune

1 5' 5' 5' 6' 1 2 3 2 1 1 1 2 2 3 4 5

6 1 6' 5' 5' 6' 1 2 3 2 1 1 6' 0 1 2 3

4 3 4 5 1 6' 5' 5' 6' 1 2 3 2 1

1 1 2 2 3 4 5 6 5 3 3 3 4 5

5 4 3 2 1 6' 0 1 2 3 4 3 4 5

# Set 9

## Hunt the Wren - Shelg yn Drean

**System 1:** Chords: D, A, D, A  
 Tablature: 2 6' 6' 6' 2 4 6 6 6 6' 5' 5' 5' 5' 4' 5' 6' 0 1 2

**System 2:** Chords: D, G, A, D  
 Tablature: 6' 6' 6' 2 4 5 4 3 3 2 2 6' 2 4 6 6 6

**System 3:** Chords: Bm, D, G, D, A  
 Tablature: 4 4 4 5 6 6 4 3 2 1 1 6' 1 2 3 4 5

**System 4:** Chords: Bm, D, G, D, A  
 Tablature: 4 4 4 5 6 6 4 3 2 1 1 6' 1 2 3 4 5 2

**System 5:** Chords: D, A, D, A  
 Tablature: 6' 6' 6' 2 4 6 6 6 6' 5' 5' 5' 5' 4' 5' 6' 0 1 2

**System 6:** Chords: D, G, A, D  
 Tablature: 6' 6' 6' 2 4 5 4 3 3 2 2 6' 2 4 6 6 6

## Hunt the Wren - Shelg yn Drean (Song in G major)

**System 1:** Chords: G, D, G, D, G  
 Tablature: 6' 3' 3' 3' 6' 1 3 3 3 3' 2' 2' 2' 2' 1' 2' 3' 4' 5' 6' 3' 3' 3' 6'

**System 2:** Chords: C, D, G, Em, G  
 Tablature: 1 2 1 1/2 1/2 6' 6' 3' 6' 1 3 3 3 1 1 1 2 3 3 1 1/2 6'

**System 3:** Chords: C, G, D, Em, G, C  
 Tablature: 5' 5' 3' 5' 6' 1/2 1 2 1 1 1 2 3 3 1 1/2 6' 5' 5' 3' 5'

G D G D G D  
 6' 1/2 1 2 6' 3' 3' 3' 6' 1 3 3 3 3' 2' 2' 2' 2' 1' 2' 3' 4' 5' "6'  
 G C D G  
 3' 3' 3' 6' 1 2 1 1/2 1/2 6' 6' 3' 6' 1 3 3 3

1. [We'll] Hunt the wren says Robin the Bobbin,  
 We'll hunt he wren, says Richie the Robin,  
 We'll hunt the wren, says Jack O' the Land,  
 We'll hunt the wren, says Everyone  
*Where O Where? Says etc.*  
 In yonder green bush

2. We'll hunt the wren  
*How will we cook him?*  
 In the brewer's big pan

3. We'll hunt the wren  
*How shall we eat him?*  
 With knives and forks

4. We'll hunt the wren  
*Who'll come to dinner?*  
 The King and the Queen

5. Eyes to the blind, legs to the lame, luck [or pluck] to the poor, and  
 bones to the dog  
*(Omit B tune)*

The wren, the wren, is King of all birds,  
 St Stephen's Day, he's caught in the furze,  
 Although he is little, his family's great,  
 We pray you good people to give us a treat [trate]!

# Set 10 Birlinn Ghorree Chrovan

D Bm G A  
 6 6 5 4 4 4 6' 6' 6' 0 1 2 2  
*Co-Chiaull* "O vans ny ho - van O, Hir-ree O sy ho - van;  
 D Bm F#m G D A D  
 6 6 5 4 4 2 1 1 2 4 5 6  
 O vans ny ho - van O, Bir-linn Ghor ree Chro - van.

*Co-Chiaull:*

*O vans ny hovan O,  
 Hirree O sy hovan;  
 O vans ny hovan O,  
 Birlinn Ghorree Chrovan.*

1. Kiart ayns lhing ny Loghlynee  
 Haink nyn Ree gys Mannin  
 Tessyn mooiryn freayne roie  
 Birlinn Ghorree Chrovan.

*Co-Chiaull*

2. Datt ny tonnyn, heid yn gheay  
 Ghow yn skimme aggle;  
 Agh va fer as daanys ayn,  
 Hie yn Ree dy stiurey.

*Co-Chiaull*

3. Daag ad Eeley er nyn gooyl  
 Shiaull' my yiass gy Mannin;  
 Eeanlee marrey, raunyn roie,  
 Birlinn Ghorree Chrovan.

*Co-Chiaull*

4. Hrog ad seose yn shiaull mooar mean,  
 Hum ny maidjyn tappee -  
 Gour e vullee er y cheayn,  
 Cosney'n Kione ny hAarey.

*Co-Chiaull*

5. Stiagh gy Balley Rhumsaa hie  
 Birlinn Ghorree Chrovan;  
 Ooillee dooiny er y traie  
 Haink dy oltagh' Gorree.

*Co-Chiaull*

6. Jeeagh er Raad Mooar Ghorree heose -  
 Cryss smoo gial 'sy tuinney,  
 Cowrey da ny Manninee  
 Reiltys Ghorree Chrovan.

*Co-Chiaull*

*This words to this song were adapted by George Broderick, Douglas Fargher and Brian Stowell to a Hebridean tune. It tells of King Orry's voyage to Mann from Islay in c.1079.*

# Set 11

# Colbagh Breck

Chords: Bm, A, F#m, Bm, A, Bm, F#m, Bm, A, Bm, F#m, Bm, D, F#m, D, F#m, Bm, Bm, A, F#m, Bm, A, Bm, F#m, Bm.

Fret numbers: 6' 1 0 2 4 2 2 4 2 4 6' 1 0 2 4 1 1 2 1 4, 4 1 1 2 1 4 6' 1 0 2 4 2 2 4, 2 4 6' 1 0 2 4 1 1 2 1 4, 4 5 6 5 4 2 2 4 2 4 4 5 6 5, 4 1 1 2 1 4 6' 1 0 2 4 2 2 4, 2 4 6' 1 0 2 4 1 1 2 1.

# Three Little Boats [Em]

Chords: Em, D, Em, Bm, Em, G, D, Em, Em, Am, Em, Am, Em, G, D, Em.

Fret numbers: (0) 1 5 5 5 4 3 3 4 3 5 5 4 (6) (6), (0) 1 5 5 5 4 3 2 1 1 1 1 2 3 4 5 5, 3 4 5 5 4 3 2 1 1/2 2 1 1/2 2 1, 3 4 5 4 3 3 2 1 1 1 2 3 4 5 5.



## Three Little Boats [Am]

Am G Am Em

5 2 2 2 1 1/2 1/2 1 1/2 2 2 1 5 5

Am C G Am

5 2 2 2 1 1/2 6' 5' 5' 5' 5' 6' 1/2 1 2 2

Am Dm Am Dm Am

1/2 1 2 2 1 1/2 6' 5' 4' 6' 5' 4' 6' 5'

C G Am

1/2 1 2 1 1/2 1/2 6' 5' 5' 5' 6' 1/2 1 2 2

## Three Little Boats [Bm]

Bm A Bm F#m

4 1 1 1 0 6' 6' 0 6' 1 1 0 4 4

Bm D A Bm

4 1 1 1 0 6' 5' 4' 4' 4' 4' 5' 6' 0 1 1

Bm Em Bm Em Bm


6' 0 1 1 0 6' 5' 4' 3' 5' 4' 3' 5' 4'


D A Bm


6' 0 1 0 6' 6' 5' 4' 4' 4' 5' 6' 0 1 1


# Set 12

## Moirrey ny Cainle



  
 D Em D A
   
 2 6' 2 4 3 2 1 3 5 3 2 4 6 5 4 3 4 3 2 1 0



  
 D Em A G D
   
 6' 2 4 3 2 1 3 5 5' 0 2 1 0 6'\_\_\_\_\_



  
 A D G D A
   
 6' 5' 0 2 5' 4' 6' 2 4' 3' 5' 4' 6' 5' 0 2 1 0



  
 D Em A G D
   
 6' 2 4 3 2 1 3 5 5' 0 2 1 0 6'\_\_\_\_\_

## The Fathaby Jig


  
 D G D A<sup>7</sup>
  
 6' 5' 4' 2 2 4 2 1 1 2 2' 4' 2 2 4 2 3' 5' 2' 3'


  
 D G D A D
   
 4' 2 2 4 2 1 1 2 2' 2' 1' 2' 2' 3' 4' 5' 6'


  
 D G D G D A
   
 5' 4' 2' 2' 1' 2' 4' 2' 2' 1' 2' 4' 2' 2' 1' 2' 5' 4' 3' 4' 5'


  
 D G D G D A D
   
 4' 2' 2' 1' 2' 4' 2' 2' 1' 2' 2' 1' 2' 2' 3' 4' 5' 6'

# Set 13

## Arrane y Chlean

6 5 4 4 6 3 2 4 4 6 5 6 6 5

4 4 6 5 4 3 5 6 6 6 6 5 6 2 1

1/2 1 2 1 2 3 2 2 3 4 6 2 1

1/2 1 2 1 2 3 2 6' 0 6' 2 1 1/2 1 2 1 6' 1

2 2 3 4 6 6 5 4 4 6 5 4 3 5 6 6 6

## Here Comes Tom Dukes A-Riding

2 6' 2 6' 4' 2' 6' 5' 4' 3' 5' 4' 6' 5' 0 1 2 2

6' 2 6' 4' 2' 6' 5' 4' 3' 5' 6' 0 6'

2 6' 2 6' 5' 4' 6' 6' 5' 5' 5' 4' 5' 0 1 2 2

6' 2 6' 5' 4' 6' 5' 4' 3' 4' 5' 5' 6'

# Car y Phoosee

**Staff 1:** Chords: D, A  
 Tablature: 6' 4' 4' 4' 5' 6' 4' 4' 4' 5' 6' 4' 4' 4' 3' 2' 3' 5' 5' 5' 6'

**Staff 2:** Chords: 1.D, 2.D  
 Tablature: 0 5' 5' 5' 6' 0 5' 5' 5' 6' 0 5' 5' 5' 4' 3' 4' 6' 6' 6' 4' 6' 6' 6'

**Staff 3:** Chords: D, A, D, G, A  
 Tablature: 4' 3' 2' 3' 4' 3' 4' 5' 4' 6' 6' 6' 4' 3' 2' 3' 4' 4' 3' 2' 1' 5' 5' 5' 4' 3'

**Staff 4:** Chords: D, A, D, A, D  
 Tablature: 2' 3' 4' 3' 4' 5' 4' 5' 6' 5' 2 2 2 2 1 2 3 4 6' 6' 6'

**Staff 5:** Chords: A, D  
 Tablature: 0 5' 5' 5' 6' 0 5' 5' 5' 6' 0 5' 5' 5' 4' 3' 4' 6' 6' 6'

**Staff 6:** Chords: A, D  
 Tablature: 0 5' 5' 5' 6' 0 5' 5' 5' 6' 0 5' 5' 5' 4' 3' 4' 6' 6' 6'

# Set 14

# Hop-tu-Naa

D G A D  
 Ta shenn Oie Houn-ey, Hop-tu-Naa! Ta'n eayst soil-shean, Trol la laa! Ta  
 shenn Oie Houn-ey, Hop - tu-Naa! Ta'n eayst soil - shean, Trol-la-laa!  
 Hop - tu-Naa as Trol - la-laa, ta shenn Oie Houn-ey, Hop - tu-Naa!  
 Hop - tu-Naa as Trol - la-laa, ta shenn Oie Houn-ey, Hop - tu-Naa!

2. Nought Oie Houney, Hop-tu-Naa! Mairagh Laa Houney, Trol-la-laa! x 2  
*Hop-tu-Naa as trol-la-laa, ta shenn Oie Houney, Trol-la-laa! x 2*

3. Veeit mee poul kayt, Hop-tu-Naa! Ren eh scrysey, Trol-la-laa! x 2  
*Hop-tu-Naa as trol-la-laa, ta shenn Oie Houney, Trol-la-laa! x 2*

4. Ren mee roie, Hop-tu-Naa! Roie mee gys Nalbin, Trol-la-laa! x 2  
*Hop-tu-Naa as trol-la-laa, ta shenn Oie Houney, Trol-la-laa! x 2*

This is a shortened version of the song. It's also good in the keys of G and A  
 Chorus: Hop tu Naa! It's Old Hollantide Night!  
 v1 It's Old Hollantide Night, the moon is shining  
 v2 Tonight is Hollantide Night, tomorrow is Hollantide Day  
 v3 I met a pole-cat and it scratched [or grinned?]  
 v4 I ran to Scotland...

# Set 15

## Mylecharaine's March

**D** **A D** **Em**  
 6' 0 6' 2 6' 0 6' 2 6' 0 6' 2 3 4 6 5 6 5' 4' 3' 4' 5'  
**D** **A** **D**  
 6' 0 6' 5' — 0 6' 5' 2' 3' 4' 5' 6' 0 6' 2 3 4 6  
**Em** **D** **Em** **A** **D**  
 5 5 4 3 2 3 4 5 6 5 6' 0 6' — A 2 1 0  
**A** **D** **A**  
 6' 0 6' 5' 4' 6' 5' 6' 5' 4' 3' 4' 5' 6' 0 6' 5' 4' 6' 5' 0 2 0 6'  
**D** **Em**  
 5' 2' 3' 2' 4' 5' 6' 0 6' 2 3 4 6 5 5 4 3  
**D** **Em** **A** **D**  
 2 3 4 5 6 5 6' 0 6' —

## Berree Dhone

**D** **Bm** **D** **A** **D** **G** **A** **D**  
 6' 6 4 3 2 6' 5' 4' 5' 0 6' 5' 4' 6' 2 4 3 5 2 6  
**D** **Bm** **D** **A** **D** **G** **A** **D**  
 6 5 6 4 3 4 4' 6' 4' 5' 0 6' 5' 4' 6' 2 4 3 5 2 6  
**A** **D** **A** **D** **A** **D** **G** **A**  
 5' 2 6' 5' 4' 5' 4' 3' 4' 3' 2' 5' 2 6' 5' 4' 5' 6' 0 1 2  
**D** **Bm** **D** **A** **D** **G** **A** **D**  
 6' 6 4 3 2 6' 5' 4' 6' 5' 0 6' 5' 4' 6' 2 4 3 5 2 6